


 Machine walk behind traction by the brush


 Working autonomie 2 - 4 h

 Batteries 24 V / 110 Ah

 Working width 485 mm

 Tanks solution/recovery 40 / 45 l

 Brush diameter 485 mm - 19inches

 Brush pressure adjustable max. 20 kg

 Brush speed 155 tr/min



Theoretical working capacity

## 1700 m /h

Designed to optimize the quality/price ratio the RUBY 48BL is a scrubber adapted to all types of sites.

Its simplicity of design and realization, are the guarantees of reliability and facilitate all the maintenance operations.

Suction width	770 mm
Brush motor	350 Watt
Traction	by the brush
Maxi. gradient	2%
Suction motor	450 Watt
Depression	120 mbar

Dimensions :

Length	1195mm
Height	1053mm
Width (without squeegee)	530mm

Battery compartment :

Length	532mm
Width	340mm
Height	295mm

Classe   
 Protection level IP 23

Strong points :

- Electrovalve
- Tank capacities
- Adjustable brush pressure
- Battery autonomie



We reserve the right to make technical modifications.

